



INSIGHTSSM User Guide

What's Inside:

- About INSIGHTS
 - Navigation Assistance
 - Exam Name Quick Reference List
 - Frequently Asked Questions
 - Help and Support
-

Version 1.1
Last Updated 03/26/2024
Copyright ©2024 NBME. All Rights Reserved.

Contents

1. About NBME® INSIGHTS.....	1
Exam Names and Acronyms	1
2. Navigating INSIGHTS.....	2
3. Tables and Dropdown Selectors.....	3
4. My Exams.....	4
5. Exam Results	5
6. Areas of Focus	6
7. Question Details.....	7
8. Results Comparison	9
9. Exam Name Quick Reference List	11
10. Frequently Asked Questions	12
NBME Assessments Available	12
When are Subject Exam results available to examinees in INSIGHTS?	12
What assessment results are available in INSIGHTS?.....	12
How do I access Self-Assessment score reports for exams started before January 1, 2023?.....	12
How do I access Subject Exam score reports for exams completed before February 2, 2024?	12
Why am I not seeing Customized Assessment Services (CAS) or USMLE® results?.....	12
Will more NBME exams be added to INSIGHTS in the future?.....	12
Differences in Results Available.....	13
How does INSIGHTS differ from my static score reports?.....	13
Why do I not see all the same data/features for all assessments I've taken within INSIGHTS?	13
Why is the Question-Level Report different for Self-Assessments and Subject Exams?	13
How do the Self-Assessment Question Details in INSIGHTS differ from those in the Self-Assessment Interactive Report?	13
Interpreting Results	13
How do I interpret the different types of scores in INSIGHTS?	13
For CBSSA and CCSSA, what is standard paced vs. self-paced?	14
How should I interpret the "Score Comparison" results?	14
How should I interpret the "% of Questions" column for Comprehensive Self-Assessments and Comprehensive Subject Exams?	14
Troubleshooting.....	14
Why am I not seeing my recently completed Self-Assessment in INSIGHTS?.....	14
Why am I not seeing my recently completed Subject Exam in INSIGHTS?	15
Some of the answer explanations under the Question Details are not displaying correctly or are missing characters. Can this be fixed?.....	15

The display I'm viewing appears to be missing content, can this be fixed?.....	15
What browsers work best for accessing INSIGHTS?	15
Can I use my phone or tablet to access INSIGHTS?	15
How can I download my score reports as PDF files?	15
What happens if my score report link is red and unavailable?	16
Can I change the date and time formats?	16
11. Contacting Support	17

1. About NBME® INSIGHTS

INSIGHTS is an interactive dashboard where students can view, filter, and sort overall exam results across assessments in addition to easily accessing their score reports. It also provides a way for students to review question details in a tab with customizable features and filters. For all Comprehensive Exams and all Self-Assessments, when multiple forms of the same assessment are taken, INSIGHTS displays changes in performance over time. For all Subject Exams, all Comprehensive Exams, and all Comprehensive Self-Assessments except the Comprehensive Clinical Medicine Self-Assessment (CCMSA), INSIGHTS provides suggested areas of focus to guide future studying.

Exam Names and Acronyms

- NBME Self-Assessments and Subject Exams in INSIGHTS are sortable and filterable by Assessment Type and Exam Type. Below is a listing of the two main Assessment Types with samples provided for the available Exam Types. A full listing of exams available in INSIGHTS, including their abbreviated names, can be found in the **Exam Name Quick Reference List** later in this guide.
 - Self-Assessments
 - Comprehensive Self-Assessment
 - Comprehensive Basic Science Self-Assessment (Comp Basic Sci SELF)
 - Comprehensive Clinical Science Self-Assessment (Comp Clin Sci SELF)
 - Comprehensive Clinical Medicine Self-Assessment (Comp Clin Med SELF)
 - Clinical Science Mastery Series Self-Assessment
 - Clinical Neurology Self-Assessment (Clin Neuro SELF)
 - Emergency Medicine Self-Assessment (Emer Med SELF)
 - etc.
 - Subject Examinations
 - Comprehensive Exam
 - Comprehensive Basic Science Exam (Comp Basic Sci SUB)
 - Comprehensive Clinical Science Exam (Comp Clin Sci SUB)
 - Subject Exam
 - Ambulatory Care (Amb Care SUB)
 - Behavioral Sciences Subject Exam (Behave SUB)
 - etc.
- **Who has access to my INSIGHTS experience?**
 - Only you have access to your INSIGHTS experience.
- **Can I share my INSIGHTS with others, like my Learning Specialist or Academic Advisor?**
 - Yes, you may do so by sharing your screen with another individual in person or through a web-conference tool. You may also export certain tables within INSIGHTS to share the results.
- **Why does my INSIGHTS screen differ from those presented in this guide?**
 - The INSIGHTS experience is unique to every user. NBME is also dedicated to improving this experience over time. Therefore, your views and features may be different from the ones covered in this guide.

2. Navigating INSIGHTS

INSIGHTS is driven by 5 tabs. These tabs provide a unique experience for each user and will be covered in detail later. Below is a Quick Guide to the essential functions of each. All tabs have links in the upper right-hand corner labeled [Read User Manual](#) that provides access to this guide as well as [Watch Instructional Videos](#) that offer video walkthroughs of the INSIGHTS tabs. The [Provide Feedback](#) link launches a user survey.

My Exams

Exam Results

Areas of Focus

Question Details

Results Comparison

1. My Exams

- a. High-level information of all exams completed
- b. Links to download official score reports
- c. Links to download question-level reports
- d. Sortable/exportable table of all exam completion dates and total test scores
- e. Contains general navigation and troubleshooting tips

2. Exam Results

- a. Displays in-depth performance details based on the exam selected at the top of the page
- b. Displays total test and content area information appropriate to the exam selected
 - i. Content displayed is directly related to what is reported on the official score report
- c. Provides a link to download the official score report on the right side of the page
- d. Provides important score interpretation information applicable to the exam selected

3. Areas of Focus

- a. Available for Subject Exams and all Comprehensive Exams/Self-Assessments except CCMSA
- b. Up to five suggested areas for further review are displayed for the selected Subject Exam
- c. Up to three suggested areas for further review each for systems and disciplines (up to six areas in total) are displayed for the selected Comprehensive Exam/Self-Assessment
- d. The exam being displayed can be changed using the exam selectors at the top

4. Question Details

- a. Separate views are shown for Self-Assessments Vs Subject Exams
- b. Lists question details for all questions, within each exam type, across all exams completed
- c. Results can be filtered using selectors on the right
- d. Dynamically shows the number of questions displayed
- e. For Self-Assessments ONLY, also shows the percentage answered correctly vs incorrectly as well as links to answer explanations
- f. The exam questions being displayed can be changed using the exam selectors at the top

5. Results Comparison

- a. Available for all Comprehensive Exams and all Self-Assessments
- b. Compares performance across multiple takes of the same exam type
- c. Total test score comparisons are shown at the top
- d. Results can be filtered using selectors on the right
- e. If available, content area comparisons are shown at the bottom
- f. Any arrows in the "Change in Score" column indicate changes that were statistically meaningful (greater than score fluctuations that may have happened by chance)
- g. The exam being displayed can be changed using the exam selectors at the top

3. Tables and Dropdown Selectors

Tables and dropdown selectors in INSIGHTS contain similar features and functionality. Table columns can be sorted by clicking on an individual column header and selecting the appropriate “sort by” option. Please note that “sort by” results may vary, depending on the underlying data.

Exam Date and Time (EST)	Exam	Subject	Form	Score	Score Range
Dec 13, 2023 9:40pm		Pediatrics Self-Assessment	Form 8	1	1 - 30

Most tables can also be exported by clicking on the three vertical “menu options” dots that display when you hover over any table.

Exam Date and Time (EST)	Exam	Subject	Form	Score	Score Range	Timing	Score Report	
Feb 1, 2024 7:54am	Comprehensive Self-Assessment	Comprehensive Clinical Science Self-Assessment	Form 14	1	1 - 300	Standard-Paced	<input type="checkbox"/>	<input type="checkbox"/>
Jan 31, 2024 1:26pm	Clinical Mastery Series Self-Assessment	Emergency Medicine Self-Assessment	Form 3	1	1 - 30	Standard-Paced	<input type="checkbox"/>	<input type="checkbox"/>

Dropdown selectors have two options. The default is to “unselect” values you wish to exclude from a view:

Physician Competency

Foundation, Management, Preventi... ▲

Search value 🔍

- Select all
- Diagnosis
- Foundation
- Gen Principle
- Management
- Prevention

SHOW SELECTED VALUES

Clicking on “show selected values” will convert the display to only the options that have been checked:

Physician Competency

Foundation, Management, Preventi... ▲

Search value 🔍

Selected values COLLAPSE

- Foundation ✕
- Management ✕
- Prevention ✕

4. My Exams

My Exams provides high-level information about **Self-Assessments started and completed since January 1, 2023**, as well as **Subject Exams and Comprehensive Exams completed since February 2, 2024**, including links to the official score reports and question-level reports. Subject Exam question-level reports include your question-level performance as well as a national group's performance on each question. Self-Assessment question-level reports launch the interactive view of your Self-Assessment results in a separate window. *Please see the Self-Assessment answer explanation links on **Question Details** to access individual question and answer explanations within specific content areas across multiple Self-Assessments.*

My Exams also provides general guidance about navigating INSIGHTS as well as some troubleshooting tips should you experience any issues.

My Exams

Exam Results

Areas of Focus

Question Details

Results Comparison

1. Key Feature

- a. Sortable exam results table with official score report and question-level report links

Exam Date and Time (EST)	Exam	Subject	Form	Score	Score Range	Timing	Score Report	Question-Level Report
Feb 1, 2024 7:54am	Comprehensive Self-Assessment	Comprehensive Clinical Science Self-Assessment	Form 14	1	1 - 300	Standard-Paced	Score Report	Question-Level Report
Jan 31, 2024 1:26pm	Clinical Mastery Series Self-Assessment	Emergency Medicine Self-Assessment	Form 3	1	1 - 30	Standard-Paced	Score Report	Question-Level Report
Jan 31, 2024 12:27pm	Clinical Mastery Series Self-Assessment	Emergency Medicine Self-Assessment	Form 2	1	1 - 30	Standard-Paced	Score Report	Question-Level Report
Jan 29, 2024 1:01pm	Clinical Mastery Series Self-Assessment	Emergency Medicine Self-Assessment	Form 3	1	1 - 30	Self-Paced	Score Report	Question-Level Report
Dec 6, 2023 3:53pm	Comprehensive Exam	Comprehensive Basic Science Exam	--	9	0 - 100	--	Score Report	Question-Level Report

5. Exam Results

Exam Results shows detailed views of exam performance. This view also presents exam-specific score interpretation information and a link to the official score report.

[My Exams](#) |
 [Exam Results](#) |
 [Areas of Focus](#) |
 [Question Details](#) |
 [Results Comparison](#)

1. Key Features

- Exam Take** – Use this to select an exam
- Total Score** – This gauge displays your overall performance on the selected exam. A comparison to previous attempts at the same exam will also appear in this view if applicable
- Score Interpretation** – This box provides exam-specific score interpretation information

Exam Results

Exam Take

Comp Clin Sci SELF | Form 10 | 3/20/2023 | 06:55PM ✓

Comp Clin Sci SELF | Form 11 | 3/21/2023 | 11:18AM

Comp Clin Sci SELF | Form 12 | 3/16/2023 | 05:43PM

Comp Clin Sci SUB | 1/9/2024

Comp Clin Sci SUB | 12/7/2023

[Download Your Score Report](#)

Total Score +12 Compared to Previous Attempt

Score Interpretation

- Your total score was **207**.
- The low-pass range, corresponding to low passing performance on USMLE® Step 2 CK, is **214 to 226**.
- Based on score precision, if you took this exam again without learning or forgetting any information, your score would most likely fall within the range of **198 to 216**.
- Your estimated probability of passing Step 2 CK if you test within a week is **75%**. However, your performance on this exam is not a guarantee of your future USMLE performance.
- Since your score range overlaps with the low-pass range, you may still be at risk of failing Step 2 CK if you take it within a week. Additional preparation may be needed.
- Download your score report for a detailed histogram of the above ranges.

- Content Area Results** – This section provides information regarding performance within each content area for Subject Exams and all Comprehensive Exams/Self-Assessments except CCMSA.

Subject Exam Sample:

Content Area	Your EPC Score	Comparison Group Average EPC Score	Score Comparison
Infectious, Immunologic, and Inflammatory Disorders	95	79	Higher ↑
Cerebrovascular Disease	58	76	Lower ↓
Traumatic, Mechanical, and Toxic Disorders	63	77	Same

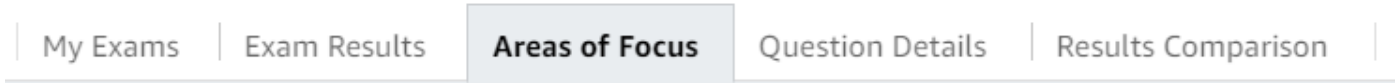
Comprehensive Exam Sample:

Physician Task

Content Area	% of Questions	Your EPC Score	Comparison Group Average EPC Score	Score Comparison
Patient Care: Diagnosis	34% - 46%	66	76	Lower ↓
Patient Care: Pharmacotherapy, Interventions & Management	26% - 38%	72	75	Same
Patient Care: Health Maint, Disease Prevention & Surveillance	8% - 12%	41	74	Lower ↓

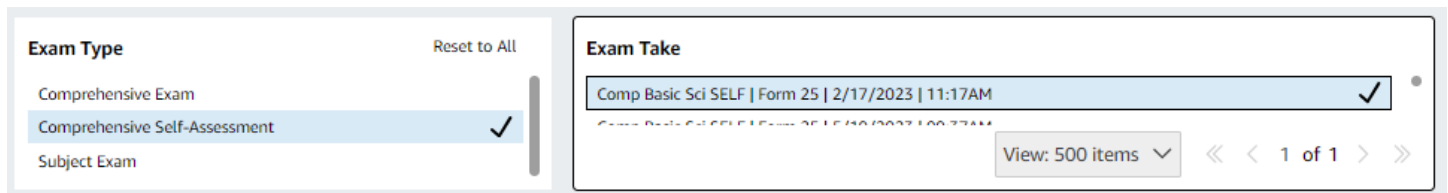
6. Areas of Focus

Areas of Focus presents suggested content areas for further study based on performance and the overall representation of the content area on the exam selected. Examinees should consider focusing their studies on these areas first as they reflect the largest portion of the exam on which performance was statistically lower in relation to a national comparison group. The number of content areas displayed, and how they are grouped, depends on the type of exam. Comprehensive Basic Science and Comprehensive Clinical Science exams present up to 3 areas of focus for systems and disciplines separately, while Subject Exams present up to 5 areas of focus overall. The exam selectors at the top are used to show results for different exams. If fewer than the maximum number of categories noted above are shown (or if no categories are shown at all), this means that all score comparisons for the exam displayed were in the “Same” or “Higher” categories and NBME has no recommendations for specific areas of study.



1. Key Features

- a. **Exam Type** – Filters exams shown in Exam Take
- b. **Exam Take** – Use this to select an exam



Subject Exam Sample:

Areas of Focus

Content Area	% of Questions	Your EPC Score	Comparison Group Average EPC Score	Score Comparison
Musculoskeletal System and Skin & Subcutaneous Tissue	21%	59	74	Lower ↓
Cardiovascular and Respiratory Systems	17% - 20%	55	73	Lower ↓
Health Maintenance, Pharmacotherapy, Intervention & Management	48% - 52%	61	72	Lower ↓
Diagnosis, including Foundational Science Concepts	41% - 44%	68	75	Lower ↓
Adult (18 - 65)	58% - 65%	61	74	Lower ↓

Comprehensive Exam Sample:

Areas of Focus Across Systems

Category	Content Area	% of Questions	Your EPC Score	Comparison Group Average EPC Score	Score Comparison
System	General Principles	12% - 16%	3	78	Lower ↓
System	Behavioral Health & Nervous Systems/Special Senses	9% - 13%	2	80	Lower ↓
System	Reproductive & Endocrine Systems	9% - 13%	1	81	Lower ↓

Areas of Focus Across Disciplines

Category	Content Area	% of Questions	Your EPC Score	Comparison Group Average EPC Score	Score Comparison
Discipline	Pathology	44% - 52%	3	81	Lower ↓
Discipline	Physiology	25% - 35%	2	80	Lower ↓
Discipline	Microbiology & Immunology	16% - 26%	7	81	Lower ↓

7. Question Details


Question Details displays the questions from all **Self-Assessments started and completed since January 1, 2023**, as well as **Subject Exams and Comprehensive Exams completed since February 2, 2024**. There is a similar, but separate experience for Self-Assessment questions than Subject Exam questions. Due to differences in their intended purpose and available question-level information, Self-Assessment and Subject Exam questions cannot be displayed in the same view.

The page shows all questions for a selected Assessment Type by default but can be filtered using the Exam Type and Exam Take selectors at the top, as well as the filter options on the right.



1. Key Features

- a. **Assessment Type** – Sets the page view (Self-Assessment Vs Subject Examinations) and filters exams shown in Exam Type
- b. **Exam Type** – Filters exams shown in Exam Take
- c. **Exam Take** – Use this to select a specific exam or multiple exams



- d. **Filter Options** – Filter the content shown in the table by selecting the content that you wish to see.
- e. **Self-Assessment Specific Features:**
 - i. **Questions Displayed/Filter Results** — The following boxes show the number of questions displayed, and the percentage of questions answered correctly and incorrectly based on the exams and filters selected. These values are calculated dynamically and do not represent official scores. Please see **Exam Results** or your official score report for this information.

Questions Displayed	Correct Answers	Incorrect Answers
100	7%	93%

- ii. **Question Details Table** – This table presents details about each question answered for the Self-Assessment(s) selected, including the presentation sequence in which the question was seen on the assessment (Seq), content area information, the answer submitted when testing (Answer Selected), and time spent answering the question in seconds (Time (sec)). Individual question and answer explanations can be displayed by clicking on the links (Answer Explanation). The question being displayed can be matched back to the table via the alphanumeric code (Question Id) shown in the top left corner of the “Answer Explanation” display window. Please see the *Self-Assessment question-level report links on Exam Results* to access a question-by-question view of a single Self-Assessment in one browser window.

Correct / Incorrect	Seq	Question Id	Content Topic	Content Description	Answer Selected	Answer Explanation	Time (sec)	Timing	Exam Take
✓	5	SCAT5243 MBD2310	Diagnosis	CNS: infectious disorders	F	☐	1	Standard-Paced	Clin Neuro SELF Form 5 11/27/2023 03:22PM
✓	5	SCAT5243 MBD2310	Diagnosis	CNS: infectious disorders	F	☐	2	Self-Paced	Clin Neuro SELF Form 5 9/13/2023 05:21PM
✓	6	SCBA6064 MBJ3338	Diagnosis	CNS: infectious disorders	E	☐	1	Standard-Paced	Clin Neuro SELF Form 5 11/27/2023 03:22PM

f. **Subject Exam Specific Features:**

- i. **Questions Displayed/Filter Results** – The following box shows the number of questions displayed based on the exams and filters selected. This value is calculated dynamically. Please see **Exam Results** or your official score report for more information about a specific exam.

Questions Displayed

100

- ii. **Question Details Table** – This table presents details about each scored question for the exams selected, including content category information and the national percentage of examinees who answered each question correctly.

Correct / Incorrect	Physician Competency	Content Categories	Category Subsections	National % Correct	Exam Take
✓	Diagnosis	Behavioral Health	Substance Abuse Disorders	63%	Amb Care SUB 8/3/2023
✓	Diagnosis	Blood And Lymphoreticular System	Cytopenias	77%	Amb Care SUB 8/3/2023
✓	Diagnosis	Blood And Lymphoreticular System	Hypocoagulable Disorders	80%	Amb Care SUB 8/3/2023

8. Results Comparison

Results Comparison displays performance across multiple takes of the same exam type from all **Self-Assessments started and completed since January 1, 2023**, and all **Comprehensive Subject Exams completed since February 2, 2024**. The exam selectors at the top are used to show results for different exams. Total test performance changes are displayed at the top for all exams. Additional content area performance changes are displayed below for Comprehensive Exams that report content area scores. The filters on the right side of the page allow you to change the score categories and content areas being displayed. You can also choose to only display content areas that reflect a Minimum % of Questions of the overall exam content by moving the slider or entering an exact minimum value. Any arrows displayed in the Change in Score column indicate changes that were statistically meaningful (greater than score fluctuations that may have happened by chance). These arrows are meant to draw attention to areas of meaningful change in performance. Please note that arrows are only provided for Change in Score, not Change in Probability. Probability models and comparison groups are updated annually. You may have probabilities based on a different Probability Model Year, depending on when your exams were taken. Probabilities from different models (different years) cannot be directly compared.

My Exams | Exam Results | Areas of Focus | Question Details | **Results Comparison**

1. Key Features

- a. **Exam** – Filters exams shown in Exam Take
- b. **Exam Take** – Use this to select the exam results to compare

Comparisons over time are available for all Comprehensive Exams and all Self-Assessments.

The screenshot shows two filter panels. The 'Exam' panel on the left has a 'Reset to All' button and a list of exams: Clinical Neurology Self-Assessment, Comprehensive Clinical Science Exam (checked with a blue bar and a checkmark), Comprehensive Clinical Science Self-Assessment, Emergency Medicine Self-Assessment, and Obstetrics & Gynecology Self-Assessment. The 'Exam Take' panel on the right has a dropdown menu set to 'All', a search bar, and a list of exam takes with checkboxes: 'Select all' (checked), 'Comp Clin Sci SUB | 7/17/2023' (checked), and 'Comp Clin Sci SUB | 7/22/2023' (checked).

- c. **Exam-Level Trends** – If you have taken the same exam more than once, this table shows changes in overall performance. Any arrows in the ‘Change in Score’ column indicate changes that were statistically meaningful (greater than score fluctuations that may have happened by chance).
 - i. Statistically meaningful increases in score are indicated by an upward trending arrow .
 - ii. Statistically meaningful reductions in score are indicated by a downward trending arrow .
 - iii. There is no arrow for changes in score that were not statistically meaningful.
 - iv. Arrows are only provided for Change in Score, not Change in Probability.

Exam-Level Trends: All

Exam Date and Time (EST)	Score	Change in Score	Probability of Passing Within a Week	Change in Probability	Probability Model Year	
Feb 16, 2023 12:10pm	58		6	1%	0%	2022
Feb 16, 2023 12:06pm	52			1%		2022

2. **Content Area Trends** – If you have taken multiple Comprehensive exams, this table shows changes in content area performance. Any arrows in the Change in Score column indicate changes that were statistically meaningful (greater than score fluctuations that may have happened by chance).
 - i. Statistically meaningful increases in score are indicated by an upward trending arrow .

- ii. Statistically meaningful reductions in score are indicated by a downward trending arrow ↘.
- iii. There is no arrow for changes in score that were not statistically meaningful.

Content Area Trends: All

Category	Content Area	% of Questions	Exam Date and Time (EST)	Your EPC Score	Change in Score	Score Comparison
Physician Task	PC: Health Maint, Prevention & Surveillance	8% - 12%	Feb 16, 2023 12:10pm	15	↘ -11	↓ Lower
			Feb 16, 2023 12:06pm	26		↓ Lower
System	Cardiovascular System	8% - 10%	Feb 16, 2023 12:10pm	21	↗ 11	↓ Lower
			Feb 16, 2023 12:06pm	10		↓ Lower
System	Immune System & Blood & Lymphoreticular Systems	7% - 11%	Feb 16, 2023 12:10pm	23	↗ 10	↓ Lower
			Feb 16, 2023 12:06pm	13		↓ Lower
System	Gastrointestinal System	7% - 9%	Feb 16, 2023 12:10pm	10	↘ -21	↓ Lower
			Feb 16, 2023 12:06pm	31		↓ Lower

9. Exam Name Quick Reference List

Assessment Type: Subject Examinations

Exam Type	Full Exam Name	INSIGHTS Abbreviation
Subject Exam	Behavioral Sciences Subject Exam	Behave SUB
	Biochemistry Subject Exam	Biochem SUB
	Gross Anatomy Subject Exam	Grs Anat Only SUB
	Gross Anatomy and Embryology Subject Exam	Grs Anat Emb SUB
	Histology Subject Exam	Histo SUB
	Introduction to Clinical Diagnosis Subject Exam	Intro Clin Dx SUB
	Microbiology Subject Exam	Micro Only SUB
	Microbiology and Immunology Subject Exam	Micro Imm SUB
	Neuroscience Subject Exam	Neurosci SUB
	Pathology Subject Exam	Path SUB
	Pharmacology Subject Exam	Pharm SUB
	Physiology Subject Exam	Physiology SUB
	Ambulatory Care Subject Exam	Amb Care SUB
	Clinical Neurology Subject Exam	Clin Neuro SUB
	Family Medicine Core Subject Exam	Fam Med Core SUB
	Family Medicine Core and Chronic Subject Exam	Fam Med CC SUB
	Family Medicine Core, Chronic, and Musculoskeletal Subject Exam	Fam Med CCM SUB
	Medicine Subject Exam	Medicine SUB
	Obstetrics and Gynecology Subject Exam	ObGyn SUB
	Pediatrics Subject Exam	Peds SUB
	Psychiatry Subject Exam	Psych SUB
Surgery Subject Exam	Surgery SUB	
Emergency Medicine Subject Exam	Emer Med Adv SUB	
Internal Medicine Subject Exam	Internal Med Adv SUB	
Comprehensive Exam	Comprehensive Basic Science Exam	Comp Basic Sci SUB
	Comprehensive Clinical Science Exam	Comp Clin Sci SUB

Assessment Type: Self- Assessments

Exam Type	Full Exam Name	INSIGHTS Abbreviation
Clinical Mastery Series Self-Assessment	Clinical Neurology Self-Assessment	Clin Neuro SELF
	Emergency Medicine Self-Assessment	Emer Med SELF
	Family Medicine Self-Assessment	Fam Med SELF
	Medicine Self-Assessment	Medicine SELF
	Obstetrics & Gynecology Self-Assessment	ObGyn SELF
	Pediatrics Self-Assessment	Peds SELF
	Psychiatry Self-Assessment	Psych SELF
	Surgery Self-Assessment	Surgery SELF
Comprehensive Self-Assessment	Comprehensive Basic Science Self-Assessment	Comp Basic Sci SELF
	Comprehensive Clinical Science Self-Assessment	Comp Clin Sci SELF
	Comprehensive Clinical Medicine Self-Assessment	Comp Clin Med SELF

10. Frequently Asked Questions

NBME Assessments Available

When are Subject Exam results available to examinees in INSIGHTS?

Results are often posted to medical schools in the MyNBMESM Services Portal the calendar day after a testing window ends or the following day. However, for a typical assessment, posting may take up to three business days after the conclusion of an administration for exams administered at a medical school or up to three business days after the conclusion of a testing window for exams administered at a Prometric test center. ***Schools should begin checking for available test results in the MyNBME Services Portal 24 hours following the end of a testing window.***

Examinees will begin receiving their results via INSIGHTS three calendar days after scores are posted for their school. ***Therefore, examinees may receive their score reports via INSIGHTS as soon as four calendar days following the end of a test administration window.***

For example, if a test administration window ends on Friday, results may be available to schools on Saturday and available to students via INSIGHTS on Tuesday.

What assessment results are available in INSIGHTS?

- Results for all ***Self-Assessments started and completed since January 1, 2023***, and all ***Subject Exams (including Comprehensive Exams) completed since February 2, 2024*** are viewable in INSIGHTS, with the exception of the International Foundations of Medicine® (IFOM®) Clinical Science Self-Assessment.
- Only NBME Self-Assessments purchased under the same account and Subject Exams listed under the same email address appear on INSIGHTS for that account.
- Some examinees may also see Subject Exams dating back to November 1, 2023, depending on when their institution began entering examinee emails as part of the Subject Exam ordering process.

How do I access Self-Assessment score reports for exams started before January 1, 2023?

- To access score reports for NBME Self-Assessments started before January 1, 2023, please return to the [MyNBMESM Examinee Portal](#) and navigate to the appropriate registration link for that exam.

How do I access Subject Exam score reports for exams completed before February 2, 2024?

- Please contact your Medical School administrator to request these score reports.

Why am I not seeing Customized Assessment Services (CAS) or USMLE® results?

- At this time, only your NBME Self-Assessment and Subject Exam results are available in INSIGHTS.

Will more NBME exams be added to INSIGHTS in the future?

- The intent of INSIGHTS is to help students plan their study time effectively and make actionable decisions about their future learning needs. NBME is exploring the possibility of adding other exams to INSIGHTS in the future, but no date has been set for that expansion.

Differences in Results Available

How does INSIGHTS differ from my static score reports?

- INSIGHTS is intended to provide students with additional ways to review their exam scores and to help students gauge their readiness for the USMLE or a Clinical Science Subject Exam. It presents results in ways that are more dynamic and customizable. Links to official score reports are also provided for each assessment in INSIGHTS.

Why do I not see all the same data/features for all assessments I've taken within INSIGHTS?

- Not all NBME assessments provide the same level of detail due to differences in their purpose and number of questions.

Why is the Question-Level Report different for Self-Assessments and Subject Exams?

- The Question-Level report is intended to provide performance information at the question level for each exam. Self-Assessments include question text and answer explanations, which are shown in an experience very similar to the one used when the exam itself was completed. Subject Exams provide content descriptions and national performance information. The differences in the information provided are due to differences in the purpose of these exams.

How do the Self-Assessment Question Details in INSIGHTS differ from those in the Self-Assessment Interactive Report?

- The question-and-answer content is the same, but INSIGHTS allows you to look at question details across NBME Self-Assessments that you have taken, and to sort and filter the questions based on certain criteria, so you don't have to page through every question. The interactive report is still available and can be accessed on the My Exams tab via the "Question-Level Report" link for any Self-Assessment. The interactive report can also be found on your [MyNBMESM Examinee Portal](#) by navigating to the appropriate registration link for that exam and selecting "View Your Results Interactively."

Interpreting Results

How do I interpret the different types of scores in INSIGHTS?

- Depending on which assessments you have taken, INSIGHTS may show different types of scores:
 - **Equated Percent Correct (EPC) scores** indicate the percentage of the content that you have mastered. They are different from percent correct scores. EPC scores may be slightly lower or higher than the actual percentage of questions you answered correctly because they are statistically adjusted to account for slight variations in exam form difficulty, making them comparable across forms.
 - The **CCSE and CCSSA total score** ranges from 1-300 and represents an estimate of your performance on USMLE Step 2 CK if you had taken both exams with the same level of knowledge and under the same conditions.
 - The **estimated probability of passing Step 1 or Step 2 CK** within a week is included with results for the CBSE/CBSSA and CCSE/CCSSA, respectively. This probability can range from 1 to 99% and is calculated using a statistical model, updated annually, based on examinees who tested within one week of taking the associated Step examination for the first time. If you tested more than a week before you are scheduled to take Step 1 or Step 2 CK, your estimated probability may be different because there is a greater chance of additional learning or forgetting

of content to occur. When reviewing this probability, it is also important to consider your score in relation to the Low-Pass Range, provided in INSIGHTS and on your score report PDF (i.e., the range showing performance that is above but near the minimum passing score).

- The **Clinical Science Mastery Series total score** ranges from 1 to 30. Please refer to your score report PDF to see the Subject Exam score that approximately corresponds to your self-assessment score.
- The **Comprehensive Clinical Medicine Self-Assessment total score** ranges from 10 to 800.
- For more information on scoring, please refer to your official Score Report PDFs.

For CBSSA and CCSSA, what is standard paced vs. self-paced?

- The standard-paced option mimics a live testing environment and contains four sections of 50 questions. You have up to 1 hour and 15 minutes to complete each section (approximately 90 seconds per question).
- The self-paced option also contains four sections of 50 questions but allows you up to 5 hours to complete each section.

How should I interpret the “Score Comparison” results?

- For each content area, the Exam Results tab shows the following:
 - The percentage of questions contributing to that content area (as a range)
 - Your EPC score
 - The average EPC score for a national comparison group
 - A Score Comparison indicating whether your performance was statistically lower, about the same, or statistically higher than the performance of the comparison group after taking into account the precision of each content area score.

How should I interpret the “% of Questions” column for Comprehensive Self-Assessments and Comprehensive Subject Exams?

- This column indicates, as a range, the percentage of the overall exam that is reflected by the questions from this content area. The percentage of questions stays within the same range across CBSE, CBSSA and Step 1 as well as CCSE, CCSSA and Step 2 CK.

Troubleshooting

Why am I not seeing my recently completed Self-Assessment in INSIGHTS?

- There are many reasons why an NBME Self-Assessment you recently took might not appear in INSIGHTS. If you do not see your assessment, please consider the following:
 - Are you logged into the correct MyNBME Examinee Portal account?
 - Each account is associated with a specific email address.
 - Was the Self-Assessment you just completed started prior to January 1, 2023?
 - Only Self-Assessments **started and completed on or after January 1, 2023** are viewable.
 - Why do I not see my IFOM Self-Assessments?
 - IFOM Self-Assessments are not included in INSIGHTS.
 - None of the above applies and I still do not see my assessment.
 - Due to periodic system maintenance, please allow up to 48 hours for your assessment data to populate.

Why am I not seeing my recently completed Subject Exam in INSIGHTS?

- There are many reasons why a Subject Exam you recently took might not appear in INSIGHTS. If you do not see your exam, please consider the following:
 - Are you logged into the correct MyNBME Examinee Portal account?
 - Each account is associated with a specific email address.
 - How recently did you complete the Subject Exam?
 - It may take up to three business days after the close of a Subject Exam administration for results to be sent to your medical school, then an additional three calendar days for results to appear on INSIGHTS.
 - Did your school use a different email address than the one you used for your Self-Assessments?
 - MyNBME Examinee Portal and INSIGHTS accounts are linked via email and therefore the user email for all exam administrations must match for Self-Assessment and Subject Exams to appear in the same INSIGHTS experience.
 - None of the above applies and I still do not see my assessment.
 - Due to periodic system maintenance, please allow up to an additional 48 hours for your assessment data to populate or reach out to your institution directly for a copy of your results.

Some of the answer explanations under the Question Details are not displaying correctly or are missing characters. Can this be fixed?

- This is a known issue as this feature is still under development. For now, please refer to the interactive report for this assessment accessed on the My Exams tab via the “Question-Level Report” link for any Self-Assessment or via the [MyNBME Examinee Portal](#) if the display within INSIGHTS is not ideal.

The display I’m viewing appears to be missing content, can this be fixed?

- Be sure to click the [Reset to All](#) link at top and check all filters in the right-hand column to make sure content has not been filtered out from the display.

What browsers work best for accessing INSIGHTS?

- Chrome, Edge, and Firefox


Can I use my phone or tablet to access INSIGHTS?

- A laptop or desktop screen is recommended for viewing INSIGHTS.

How can I download my score reports as PDF files?


- The following recommendations will assist with downloading score reports as PDF files when clicking on the links in INSIGHTS:

Chrome Settings – Downloading PDFs


1. Go to the menu icon , then choose “**Settings**”
2. In the “**Privacy and Security**” section, select “**Site Settings**”
3. Select “**Additional content settings**”
4. Scroll down and select “**PDF documents**”

5. Switch the “**Default behavior**” to “**Download PDFs**”
6. PDF files will download in Chrome just like any other file

Edge Settings – Downloading PDFs

1. Go to the menu icon , then choose “**Settings**”
2. In the “**Cookies and Site Permissions**” section, select “**PDF Documents**”
3. Switch the “**Always download PDF files**” to “**On**”
4. PDF files will download in Edge just like any other file

Firefox Settings

1. Go to the menu icon , then choose “**Settings**”
2. In the “**General**” section under “**Applications,**” Select “**Portable Document Format (PDF)**”
3. In the adjacent Action column, select the drop-down menu and choose “**Save File**”
4. PDF files will download in Edge just like any other file

What happens if my score report link is red and unavailable?

- A message will display alerting you to return later, at which time your score report should be available. Meanwhile, your exam results may still be accessible within INSIGHTS.

Can I change the date and time formats?

- No, date and time formats cannot be adjusted.

11. Contacting Support

For additional assistance, please email AssessmentServices@nbme.org, call 215-590-9700, or visit the Support page on the MyNBME Examinee Portal.